

FOLDABLE COMMODE LIGHT WEIGHT - ALUMINIUM

- This commode is easy to transport.
- Folds easily into a compact unit.
- Light weight aluminium construction.
- Soft padded upholstery provides comfort.

Patented

HBA410

backrest •
- soft padding

Armrest •
- plastic

Lightweight •
aluminium
construction

Pail included •

Extension legs •
- height adjustable

Suction •
rubber tips
- slip resistant

Seat •
- soft padding
- easy to clean













Folds easily into a compact unit



PRODUCT PACKAGING

HBA410

overall height	overall length	overall width	seat depth	seating width	seat height	armrest height	unit weight	weight capacity	folded width
									
min76cm max86cm	56cm	64cm	45cm	52cm	min50cm max60cm	21cm	6.5kg	110kg	27cm

W

1 YEAR WARRANTY
* conditions apply

TOILET PAN SURROUND - ALUMINIUM

- Designed to fit around the toilet pan.
- Provides support for the user when lowering onto or rising from the toilet pan.
- The handles are slightly angled to provide better leverage.

Handle •
slightly angled to
provide leverage
when rising from the
toilet seat






Aluminium •
construction

HBA418

Extension legs
- height adjustable

Rubber tips
- slip resistant

HBA418

overall height	overall length	overall width	unit weight	weight capacity
				
min66cm max78.5cm	47cm	54cm	2kg	120kg

W

1 YEAR WARRANTY
* conditions apply