



www.freedomhc.co

MEDICAL AIDS SUBSIDY SCHEME

ASSISTIVE TECHNOLOGY PRODUCT LIST



mission statement

Thank you for choosing the Freedom Healthcare range of home healthcare products. Our mission is to provide competitive, quality products, to meet the high expectations of our clients; always endeavouring to support them by effectively communicating to achieve profitable results.

There will always be a high recognition of value placed on clients by focusing on customer service and technical support. Continually building strong company integrity through the design and development of quality products.

Index

Page

Manual Wheelchairs	4-10
Wheeled Walking Aids	11-20
Mobile Shower Commode	21-24
Static Commodes	25-33
Patient Lifting Devices/Slings	34-38
Pressure Redistribution Mattresses	39-42
Pressure Redistribution Cushions	43-49

Manual Wheelchairs

The Freedom Healthcare range of wheelchairs consists of a carefully selected variety that are designed to provide and promote maximum independence and mobility for a wide range of clients.

We provide a choice of wheelchairs suitable for hire, private or institutional use, including a range of state of the art prescription wheelchairs that can be adapted to suit the special needs of most occupants.

Innovative products such as the Excel range redefines what we understand wheelchairs to be.

We have wheelchairs that will suit the needs of most users.



POWER EVOLUTION

- POWER WHEELCHAIR

- EZY TRANSPORT

- Scientific design allows energy saving up to 40% when compared with common wheelchairs.
- Lithium-Ion battery, durable and light weight.
- Capable of a full 360° turning circle on the spot.
- Automatic braking system prevents roll-forward or roll-back on slopes.
- 5-speed adjustable gear box allows for smooth uphill, downhill or uneven surfaces.
- Foldable and easily transportable.

AWC096 - seat 46cm

AWC097 - seat 51cm



- Forward speed 1 - 8 km/h
- Per charge range: 18 km
- Incline capability: 12°
- Motor: 150W x 2
- Battery capacity: 24V 8AH x 2



1 YEAR WARRANTY
* conditions apply

Tested by a
NATA
accredited
laboratory
AS 3695 : 2002

Quality Assurance

unit weight	weight capacity
29kg	118kg
29kg	118kg

AWC096 - seat 46cm

AWC097 - seat 51cm





	overall height	overall length	overall width	seat depth	seat width	seat height	armrest height	backrest height	footrest length	folded width	rear wheel	front castor
AWC096	93cm	107cm	70cm	43cm	46cm	48cm	23cm	40cm	min33cm max44cm	43cm	61cm	18cm
AWC097	93cm	107cm	70cm	43cm	51cm	48cm	23cm	40cm	min33cm max44cm	43cm	61cm	18cm

EXCEL G3 WHEELCHAIR HEAVY DUTY - Steel

- Suitable for rental use.
- Suitable for hospitals, nursing homes and other institutional use.
- Equipped with an array of important features.
- Heavy duty construction.
- Tyres crafted from durable, soft polyurethane.
- No tyre inflation required.
- Designed to fit many optional accessories

AWC117 - seat width 51cm

AWC118 - seat width 46cm



AWC117 - seat width 51cm

overall height	overall length	overall width	seat depth	seat width	seat height	armrest height	backrest height	footrest length	folded width	rear wheel	front castor	unit weight	weight capacity
min 98cm max 108cm	107cm	69cm	43cm	51cm	51cm	23cm	40cm	min33cm max44cm	32cm	propel 60cm transit 30cm	18cm	19.7kg	130kg

AWC118 - seat width 46cm

overall height	overall length	overall width	seat depth	seat width	seat height	armrest height	backrest height	footrest length	folded width	rear wheel	front castor	unit weight	weight capacity
min 98cm max 108cm	107cm	64cm	43cm	46cm	51cm	23cm	40cm	min33cm max44cm	32cm	propel 60cm transit 30cm	18cm	19.7kg	130kg





EXCEL G4 WHEELCHAIR

- Aluminium

- Luxury pack - semi-adaptable to suit the patient.
- Suitable for hospitals, nursing homes and other institutional use.
- Equipped with an array of important features.
- Heavy duty construction.
- Tyres crafted from durable, soft polyurethane.
- No tyre inflation required.
- Designed to fit many optional accessories
- Suitable for domestic use.

AWC138 - seat width 51cm

AWC139 - seat width 46cm



AWC138 - seat width 51cm

overall height	overall length	overall width	seat depth	seat width	seat height	armrest height	backrest height	footrest length	folded width	rear wheel	front castor	unit weight	weight capacity
min90cm max98cm	107cm	68cm	44cm	51cm	51cm	24cm	43cm	min30cm max40cm	30cm	propel 60cm transit 30cm	18cm	16.9kg	136kg

AWC139 - seat width 46cm

overall height	overall length	overall width	seat depth	seat width	seat height	armrest height	backrest height	footrest length	folded width	rear wheel	front castor	unit weight	weight capacity
min90cm max98cm	107cm	63cm	44cm	46cm	51cm	24cm	43cm	min30cm max40cm	30cm	propel 60cm transit 30cm	18cm	16.9kg	136kg

EXCEL G5 PRESCRIPTION WHEELCHAIR - Aluminium

freedom **fhc**
HEALTHCARE



- Premium pack - Fully adaptable prescription wheelchair.
- Designed to be multi-adjustable.
- Can be tailored for the individual and with a host of accessory choices.
- Equipped with an array of important features as standard.
- Heavy duty construction.
- Available with a choice of rims and tyres.

www.freedomhc.co

AWC144 - seat width 51cm

AWC145 - seat width 46cm

AWC146 - seat width 40cm

(M.) Handle bars

- Height adjustable
- handles

(E.) Backrest

- - tension straps
- - height adjustable
- - thick padded cover
- - spill proof cloth
- - hypoallergenic

(F.) Backrest

- - angle adjustable

Spoked wheels

- Quick release
- wheels

(K.) Tyres

- - pneumatic tyres as standard
- or
- - "soft ride" polyurethane as optional

Park brake

(D.) Castors

- - adjustable seat height

(G.) Armrest

- - flip back motion
- - removable
- - height adjustable
- - slide mechanism armpad (forward/backward)
- - padded

(B.) Seat

- - Depth adjustable
- Seat
- - tension adjustable straps
- - standard cushion included
- - Spill proof cloth (black)
- - hypoallergenic

(H.) Legrest

- - swings inward and outward
- - height adjustable

(I.) Footplate

- - height adjustable
- - angle adjustable
- - fore and aft position adjustable
- - heel straps

(L.) Castors

- - standard castors
- or
- - suspension castors as optional



1 YEAR WARRANTY
* conditions apply

Tested by a
NATA
accredited
laboratory

AS 3695 : 2002
Quality Assurance



Seating

- - tension adjustable straps
- - foam cushion included as standard
- - choice of other cushions available as optional from section 9

Optional



TSA117 - FB
Elevating leg rest

Optional



TSA117 - FG
Stump support



- **(D.) Axle plate** to adjust seat height
- **(J.) Axle plate** to adjust wheel base
- Anti-tipper bars
- -height adjustable



Backrest

- - tension adjustable straps
- - foam padded upholstery cover included

AWC144 - seat width 51cm

AWC145 - seat width 46cm

AWC146 - seat width 40cm

	overall height	overall length	overall width	seat depth	seat width	seat height	armrest height	backrest height	footrest length	folded width	rear wheel	front castor	unit weight	weight capacity
AWC144	min100cm max107cm	106cm	72cm	min40cm max50cm	51cm	51cm	min21cm max28cm	min48cm max53cm	min30cm max39cm	33cm	60cm	18cm	17.4kg	140kg
AWC145	min100cm max107cm	106cm	67cm	min40cm max50cm	46cm	51cm	min21cm max28cm	min48cm max53cm	min30cm max39cm	33cm	60cm	18cm	17.4kg	140kg
AWC146	min100cm max107cm	106cm	62cm	min40cm max50cm	40cm	51cm	min21cm max28cm	min48cm max53cm	min30cm max39cm	33cm	60cm	18cm	17.4kg	140kg

EXCEL PAEDIATRIC WHEELCHAIR - Aluminium

- Premium pack - Fully adaptable wheelchair.
- Tension adjustable belt backrest
- Removable, washable upholstery.
- Can be tailored for the individual with a host of accessory choices.
- Equipped with an array of important features as standard.
- Heavy duty construction.

AWC147 - seat width 35cm

AWC148 - seat width 30cm

Handle bars •
- height adjustable

Backrest •
- upholstered in a dual
colour fabric
- tension straps
- height adjustable
- washable upholstery

Spoked wheels •

Quick release •
wheels

Park brake •

Tyres •
- "soft ride" polyurethane

Castors •
- solid front castors to
accommodate adjustable
seat height

Armrest
- flip back motion
- removable
- height adjustable
- padded

Seat
- upholstered in a dual
colour fabric
- padded
- washable

Legrest
- swings inward and
outward

Foot plate
- removable one piece
footplate cover fitted on
top of the standard
footplate



Backrest
- tension straps
- height adjustable
- thick padded cover
- washable upholstery



Footplate - Can be turned inward or outward to position the footplates closer or further away from the seat.

Standard	Optional
Anti-tipper bars - height adjustable	AWC117 - FB Elevating leg rest

W
1 YEAR WARRANTY
*conditions apply

Tested by a
NATA
accredited
laboratory
AS 3695 : 2002
Quality Assurance

AWC147 - seat width 35cm



AWC148 - seat width 30cm

	overall height	overall length	overall width	seat depth	seat width	seat height	armrest height	backrest height	footrest length	folded width	rear wheel	front castor	unit weight	weight capacity
AWC147	min86cm max99cm	min84cm max91cm	53cm	37cm	35cm	min45.5cm max48cm	min18cm max24cm	min35cm mid37cm max39cm	22cm	36cm	56cm	15cm	13.7kg	100kg
AWC148	min86cm max99cm	min84cm max91cm	49cm	37cm	30cm	min45.5cm max48cm	min18cm max24cm	min35cm mid37cm max39cm	26cm	36cm	56cm	15cm	13.7kg	100kg

EXCEL X3 WHEELCHAIR HEAVY DUTY EXTRA WIDE - Steel

**WEIGHT CAPACITY
250KG**

- Suitable for rental use.
- Suitable for hospitals, nursing homes and other institutional use.
- Equipped with an array of important features.
- Heavy duty construction.
- Tyres crafted from durable, soft polyurethane.
- No tyre inflation required.



W
1 YEAR WARRANTY
* conditions apply
Tested by a
NATA
accredited
laboratory
AS 3695 : 2002
Quality Assurance

RBE777 - seat width 56cm

overall height	overall length	overall width	seat depth	seat width	seat height	armrest height	backrest height	footrest length	folded width	rear wheel	front castor	unit weight	weight capacity
 min 97cm max 108cm	 106cm	 75cm	 44cm	 56cm	 52cm	 23cm	 40cm	 min 33cm max 44cm	 32cm	 60cm	 20cm	 23.3kg	 250kg

RBE778 - seat width 61cm

overall height	overall length	overall width	seat depth	seat width	seat height	armrest height	backrest height	footrest length	folded width	rear wheel	front castor	unit weight	weight capacity
 min 97cm max 108cm	 106cm	 80cm	 44cm	 61cm	 52cm	 23cm	 40cm	 min 33cm max 44cm	 32cm	 60cm	 20cm	 23.3kg	 250kg

Wheeled Walking Aids

A unique range, boasting the highest quality in engineering and design, comfort, storage, adjustment and aesthetics. The Freedom range of rollators is equipped with many features such as wider padded seats, larger nylon shopping bag, greater adjustability, fold and adjustable backrests, and most important of all very light touch lockable hand brakes.

At Freedom Healthcare we have put a special emphasis on form and functionality. Products such as our new Gen.3 mobility appliances have been redesigned to maximise on new features. The frame work of some of Freedom's mobility equipment is made from oval tubing for greater strength without extra weight - A testimony to excellence in design and quality.



ROLLATOR - MOBYLEX

- New modern design by Freedom Healthcare.
- Designed to give maximum mobility for the user.
- Product has many important features.
e.g. Quick adjust handle height and easy fold system
- Superior manouverability and seating comfort.
- Folds into a compact unit for ease of transportation.
- The Mobylex rollator is more compact than other units when folded.
- Low maintainance.

BRO200



Retail package



Mobylex folding system



Folding rear legs













Folding front castors



Fully folded

BRO200

overall height	overall length	overall width	seat depth	seating width	seat height	folded width	castor size	unit weight	weight capacity
 min78cm max90cm	 69cm	 64cm	 25cm	 46cm	 53cm	 27cm	 20cm	 7.6kg	 130kg



1 YEAR WARRANTY
* conditions apply

Tested by a
NATA
accredited
laboratory

ISO
11199-2 : 2005

Quality Assurance

QUAD WALKER

- MULTI ADJUST SEAT

- New height adjustable seating design.
 - Designed with an easy height adjustment system.
 - New "light touch" lock brake system.
 - Suitable for rental or domestic use as it is adaptable for different body heights.
 - Primarily suitable for indoor use.
 - Can be folded without removing the storage bag.
 - New nylon bag prevents visibility of valuable items.
- e.g. Wallet, Hand Bag, Keys

BRO201



Retail package













Seat - Height adjustment system

The seat height can be set to one of the 3 settings, floor to seat height: 45cm, 53cm, 57cm



BRO201

overall height	overall length	overall width	seat depth	seating width	seat height	folded width	castor size	unit weight	weight capacity
									
min76cm max98cm	min62cm max76cm	57cm	33cm	45cm	min45cm mid53cm max57cm	21cm	15cm	6.7kg	130kg

W
1 YEAR WARRANTY
* conditions apply

Tested by a
NATA
accredited
laboratory
ISO
11199-2 : 2005
Quality Assurance

QUAD WALKER

- MULTI ADJUST SEAT

- New height adjustable seating design.
 - Designed with an easy height adjustment system.
 - New "light touch" lock brake system.
 - Suitable for rental or domestic use as it is adaptable for different body heights.
 - Primarily suitable for indoor use.
 - Can be folded without removing the storage bag.
 - New nylon bag prevents visibility of valuable items.
- e.g. Wallet, Hand Bag, Keys

BRO201-Z




Retail package













Seat - Height adjustment system

the seat height can be set to one of the 3 settings, floor to seat height: 49cm, 56cm, 59cm



BRO201-Z

overall height	overall length	overall width	seat depth	seating width	seat height	folded width	castor size	unit weight	weight capacity
									
min79cm max100cm	min64cm max78cm	57cm	33cm	45cm	min49cm mid56cm max59cm	21cm	20cm	6.9kg	130kg

W
1 YEAR WARRANTY
* conditions apply

Tested by a
NATA
accredited
laboratory
ISO
11199-2 : 2005
Quality Assurance

QUAD WALKER - MODULA

- BASIC

- Heavy duty construction - with a safe working limit of 130kg, Australian standards certified.
 - New "light touch" lock brake system.
 - New 20cm flat ridged wheels to minimise wheel wobble and increase grip.
 - Easy fold rounded backrest for comfort.
 - Suitable for institutions, rental or domestic use.
 - For indoor and outdoor use.
 - Can be folded without removing the storage bag.
 - New nylon bag prevents visibility of valuable items.
- e.g. Wallet, Handbag, Keys

BRO202

Ergonomic hand grips

Height adjustable handles

lightweight aluminium construction

Brakes
- light touch
- lock brakes











Easy fold rounded back rest - padded

Spill proof vinyl padded seat

Nylon bag prevents visibility of valuable items

20cm flat ridged wheels

BRO202

overall height	overall length	overall width	seat depth	seating width	seat height	folded width	castor size	unit weight	weight capacity
 min 82cm max 97cm	 69cm	 62cm	 33cm	 44cm	 56cm	 23cm	 20cm	 8.4kg	 130kg

W
1 YEAR WARRANTY
* conditions apply

Tested by a
NATA
accredited
laboratory
ISO
11199-2 : 2005
Quality Assurance

QUAD WALKER - MODULA

- DELUXE

- Heavy duty construction - with a safe working limit of 140kg, Australian standards certified.
 - New "light touch" lock brake system.
 - New 20cm flat ridged wheels to minimise wheel wobble and increase grip.
 - Easy fold rounded backrest for comfort.
 - Suitable for institutions, rental or domestic use.
 - For indoor and outdoor use.
 - Can be folded without removing the storage bag.
 - New nylon bag prevents visibility of valuable items.
- e.g. Wallet, Hand Bag, Keys

BRO202-X,Y,Z



Rear frame widened for maximum walking space

Rear fork wheels

Seat height 50cm

Seat height 55cm

Seat height 59cm

BRO202-X

BRO202-Y

BRO202-Z

	overall height	overall length	overall width	seat depth	seating width	seat height	folded width	castor size	unit weight	weight capacity
BRO202-X	min77cm max89cm	69cm	62cm	33cm	44cm	50cm	23cm	20cm	8.4kg	140kg
BRO202-Y	min82cm max94cm	69cm	62cm	33cm	44cm	55cm	23cm	20cm	8.4kg	140kg
BRO202-Z	min90cm max102cm	69cm	62cm	33cm	44cm	59cm	23cm	20cm	8.4kg	140kg

W

1 YEAR WARRANTY
* conditions apply

Tested by a
NATA
accredited
laboratory

ISO
11199-2 : 2005

Quality Assurance

QUAD WALKER - GENESIS 3

- Easy fold rounded backrest for comfort.
 - Suitable for institutions, rental or domestic use.
 - Suitable for indoor and outdoor use.
 - New "light touch" lock brake system.
 - New 20cm flat ridged wheels minimises wheel wobble and increases grip.
 - Heavy duty construction - with a safe working limit of 200kg, Australian standards certified.
 - The frame is widened between the rear wheels for maximum walking space.
 - The bag has 75% more storage space.
 - New nylon bag prevents visibility of valuable items.
- e.g. Wallet, Hand Bag, Keys

freedom **fhc**
HEALTHCARE

www.freedomhc.co

Registered design



Oval tube frame construction



Handgrips •
- ergonomic design

BRO204-X - Short

BRO204-Y - Standard

BRO204-Z - Tall

Backrest •
- foldable for easy storage

New Seat •
- extra wide double stitched seat
- breathable nylon cover

New •
Shopping bag has 75% more storage space

Strengthened •
lightweight aluminium

Brakes
- light touch lock brakes
- suitable for arthritis sufferers

New Handle bars



Easy push button
handle height
adjustment

Wheels
Large indoor/outdoor
wheels fitted in a "U"
shape fork

Rear frame widened for
maximum walking space



Shopping bag has 75%
more storage space



New bigger and wider wheels
suitable for outdoor/indoor use



Seat height 50cm

Seat height 55cm

Seat height 59cm

BRO204-X - Short

BRO204-Y - Standard

BRO204-Z - Tall

	overall height	overall length	overall width	seat depth	seating width	seat height	folded width	castor size	unit weight	weight capacity
BRO204-X - Short	min76cm max87cm	70cm	62cm	35cm	45cm	50cm	24.5cm	20cm	8.6kg	200kg
BRO204-Y - Standard	min87cm max99cm	70.5cm	62cm	35cm	45cm	55cm	24.5cm	20cm	8.8kg	200kg
BRO204-Z - Tall	min91cm max102cm	70.5cm	62cm	33cm	45cm	59cm	24.5cm	20cm	9kg	200kg

W

1 YEAR WARRANTY
* conditions apply

Tested by a
NATA
accredited
laboratory

ISO
11199-2 : 2005

Quality Assurance

QUAD WALKER - GENESIS 3 - EXTRA WIDE - HEAVY DUTY

- Easy fold rounded backrest for comfort.
 - For institutions, rental or domestic use.
 - Suitable for indoor and outdoor use.
 - Heavy duty construction - with a safe working limit of 200kg, Australian Standards Certified.
 - New "light touch" lock brake system.
 - The unit can be folded without removing the storage bag.
 - New nylon bag prevents visibility of valuable items.
- e.g. Wallet, Hand Bag, Keys

Registered design

BRO209

Oval tube frame construction



New Handle bars



Easy push button
handle height
adjustment



- Handgrips
- ergonomic design
- Brakes
- light touch lock brakes
- suitable for arthritis sufferers
- Backrest
- foldable for easy storage
- New Seat
- extra wide double stitched seat
- breathable nylon cover
- New Shopping bag
has 75% more storage space
- Strengthened lightweight aluminium

Wheels •
large indoor/outdoor wheels
fitted in a "U" shape fork

Rear frame widened for
maximum walking space













Shopping bag has 75%
more storage space



New bigger and wider wheels
suitable for outdoor/indoor use



BRO209 - Heavy duty - extra wide

overall height	overall length	overall width	seat depth	seating width	seat height	folded width	castor size	unit weight	weight capacity
									
min87cm max99cm	70.5cm	71cm	35cm	56cm	55cm	24.5cm	20cm	9.2kg	200kg

W
1 YEAR WARRANTY
* conditions apply

Tested by a
NATA
accredited
laboratory
ISO
11199-2 : 2005
Quality Assurance

QUAD WALKER - HEAVY DUTY - STEEL

- Built tough with a sturdy steel construction.
- For institutions, rental or domestic use.
- Built to withstand rough terrain, uneven ground or any heavy outdoor use.
- Safe working load of 160kg, Australian standards certified.
- New "light touch" lock brake system.
- Comfortable padded seating.
- Seat lifts to provide access for the storage bag.
- Frame is widened between the rear wheels for maximum walking space.
- Easily foldable for transportation.
- New nylon bag prevents visibility of valuable items. e.g. Wallet, Hand Bag, Keys

BRO210













Nylon storage bag prevents visibility of valuables



Liftable seat for access to storage bag



BRO210

overall height	overall length	overall width	seat depth	seating width	seat height	folded width	castor size	unit weight	weight capacity
									
min83cm max100cm	69cm	65cm	30cm	45cm	53cm	31cm	20cm	11.5kg	160kg

W
1 YEAR WARRANTY
* conditions apply

Tested by a
NATA
accredited
laboratory
ISO
11199-2 : 2005
Quality Assurance

FOREARM WALKER - STEEL

- Built tough with a sturdy steel construction.
 - For institutions, rental or domestic use.
 - Safe working load of 130kg, Australian standards certified.
 - New "light touch" lock brake system.
 - Comfortable padded seating.
 - Seat lifts to provide access for the storage bag.
 - The frame is widened between the rear wheels for maximum walking space.
 - The Gutter arm walker is foldable for transportation.
 - Fully adaptable gutter arm system provides double adjustment for height.
 - Gutter arms flip back to provide maximum seating space.
 - New nylon bag prevents visibility of valuable items.
- e.g. Wallet, Hand Bag, Keys

Registered design

BRO213

New

Light touch brake system, suitable for arthritis sufferers and weak hand grip

Handle bars
- fore and aft adjustable

Backrest
- padded
- removable

Lift-up seat for
access to storage bag

Seat
- soft padded seat
- lift seat for access to storage bag

Nylon storage bag
prevents visibility of valuable items

Hand grips
- swivel angle adjustable
Soft padded polyurethane gutter arms

Dual height adjustment system

Heavy duty steel frame

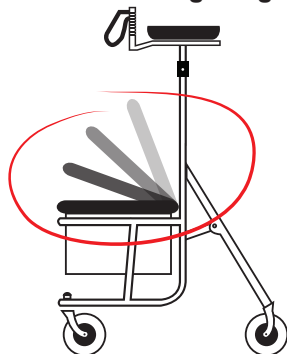
Foldable frame

Large 20cm castors

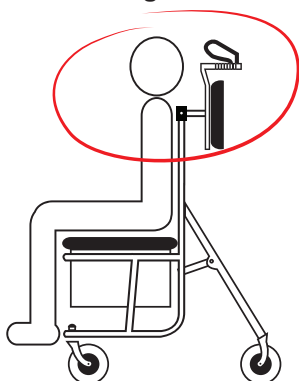
Nylon storage bag prevents visibility of valuables



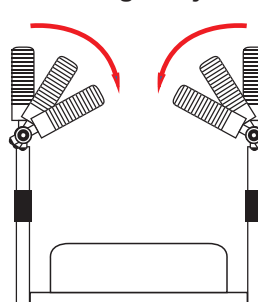
Lift-up seat for access to storage bag



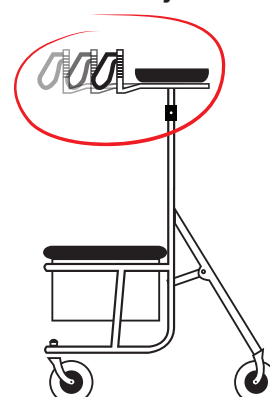
Gutter handles swing backwards to allow for maximum seating comfort



Hand grips swivel angle adjustable



Handle bars fore and aft adjustable



W

1 YEAR WARRANTY
* conditions apply

Tested by a
NATA
accredited
laboratory

ISO
11199-2 : 2005

Quality Assurance

BRO213

overall height	overall length	overall width	seat depth	seating width	seat height	armrest length	folded width	castor size	unit weight	weight capacity
min101cm max126cm	70cm	65cm	30cm	45cm	53cm	min29cm max40cm	31cm	20cm	14kg	130kg

Mobile Shower Commode

Offering safety, comfort and durability, our range of bathroom aids features products which can help reduce the risk of falls and help maintain independence in a wet environment.

The new oval tubing on some products increases strength without adding to the overall weight.

Our products range from Stainless Steel Mobile Commodes to Over Toilet Chairs and Light Weight Bath Transfer Benches with sliding seats. All the Freedom Healthcare products are tested for strength and stability. Our unique designs are suitable for domestic or institutional use.



MOBILE COMMUNE - STAINLESS STEEL

- The frame is made from SUS 304 grade stainless steel.
- Lifetime warranty against corrosion.
- Made tough. Expect a service life of around 10 years minimum.
- Offers features that are unique to the Freedom range.
- It is considered to be comparatively high end whilst remaining cost effective.
- For rental or domestic use.
- Suitable for hospitals, nursing homes and other institutional use.
- Low maintenance.

HBA350

New ARMREST



- multiple height adjustable
- lowers to the seat level for easy patient transfer
- padded armrest

Backrest •

- contoured backrest
- rubber padded for comfort
- rubber surface prevents coldness upon skin contact

BACKREST

Optional



- TSA350 - L Reclining backrest.**
- approx. 20 degree
 - suitable for washing hair

Swivel armrest

- Frame
- SUS 304 grade stainless steel

New HAND GRIP



The handle grips rotate to secure the patient and prevents the patient from falling forwards.


Seat •

- soft polyurethane padded
- easily to remove
- easy to clean

Foot rest •

- slides forward and backward
- rubber padded for comfort
- rubber surface prevents coldness upon skin contact

- Castors
- all lockable
- low maintenance



pail with lid included •

Seat option

Optional



TSA350 - I soft padded seat for extra comfort

HBA350

overall height	overall length	overall width	seat depth	seating width	seat height	armrest height	footrest length	castor size	unit weight	weight capacity
104cm	67cm	57cm	42cm	48cm	60cm	min0cm max31cm	min0cm max22cm	12.5m	18.1kg	200kg

W

1 YEAR WARRANTY
* conditions apply

Quality Assurance

Tested by
a NATA
accredited
laboratory

AS/NZS
3973 : 2009

MOBILE COMMODE - STAINLESS STEEL - SELF PROPEL

freedomhca
HEALTHCARE

www.freedomhc.co



- The frame is made from SUS 304 grade stainless steel.
- Lifetime warranty against corrosion.
- Made tough. Expect a life expectancy of around 10 years minimum.
- Offer features that are unique to the Freedom range.
- It is considered to be comparatively high end whilst remaining cost effective.
- For rental or domestic use.
- Suitable for hospitals, nursing homes and other institutional use.
- Low maintenance

New ARMREST



- multiple height adjustable
- lowers to the seat level for easy patient transfer
- padded armrest

Backrest

- contoured backrest
- rubber padded for comfort
- rubber surface prevents coldness upon skin contact

Swivel armrest

BACKREST

Optional



- TSA350 - L Reclining backrest.**
- aprox. 20 degree
 - suitable with washing hair

New HAND GRIP



The handle grips rotate to secure the patient and prevents the patient from falling forwards.

Seat

- soft polyurethane padded
- easy to remove
- easy to clean

elevating leg rest

- swing away and removable
- aluminium footplate
- fitted with calf pads

Frame

- SUS 304 grade stainless steel

- Castors
- all lockable
- low maintenance

- Rear wheels
- self propel
- solid rubber tyres

ELEVATING LEG REST



pail with lid included

Seat option

Optional



TSA350 - I soft padded seat for extra comfort

HBA353

overall height	overall length	overall width	seat depth	seating width	seat height	armrest height	footrest length	castor size	unit weight	weight capacity
104cm	118cm	57cm	42cm	48cm	60cm	min0cm max31cm	min45cm max52.2cm	12.5cm	23kg	200kg



1 YEAR WARRANTY
* conditions apply

Quality Assurance

Tested by
a NATA
accredited
laboratory

AS/NZS
3973 : 2009

MOBILE COMMODE - SPLIT SEAT - STAINLESS STEEL

- The new seating provides full access to all the body parts of the patient.
- Absolutely no need for the user to stand off the chair to have their body parts washed.
- The frame is made from 304 marine grade stainless steel.
- Made tough. Expect a service life of around 10 years minimum.
- For hospitals, nursing homes and other institutional use.

PATENTED

HBA355

New ARMREST



- multiple height adjustable
- lowers to the seat level for easy patient transfer
- padded armrest

- Backrest •
- contoured backrest
 - rubber padded for comfort
 - rubber surface prevents coldness upon skin contact

LOOK!



SEAT Patented - New

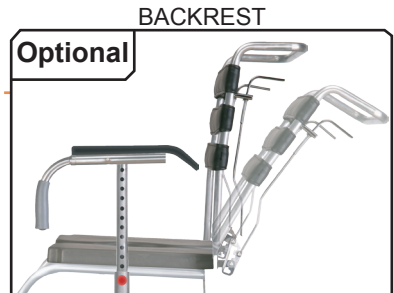


- the new seating allows the patient to hygienically wash their body parts without getting off the chair.
- the front and the rear of the seat has an open access cut out.
- it allows the carer to clean the body parts of the patient from the front and the rear.

Swivel armrest

- Foot rest •
- slides forward and backward
 - rubber padded for comfort
 - rubber surface prevents coldness upon skin contact

- Frame •
- stainless steel marine grade 304



- TSA350 - L Reclining backrest.
- aprox. 20 degree
 - suitable for washing hair

New HAND GRIP



The handle grips rotate to secure the patient and prevents the patient from falling forwards.

- Castors
- all lockable
- low maintenance

Patented Feature

The patient does not need to stand up, off the chair



1 YEAR WARRANTY
* conditions apply

HBA355

overall height	overall length	overall width	seat depth	seating width	seat height	armrest height	footrest length	castor size	unit weight	weight capacity
104cm	67cm	57cm	42cm	48cm	58cm	min0cm max31cm	min0cm max26cm	12.5m	17.9kg	200kg

Quality Assurance

Tested by
a NATA
accredited
laboratory

AS/NZS
3973 : 2009

Static Commodes

Offering safety, comfort and durability, our range of bathroom aids features products which can help reduce the risk of falls and help maintain independence in a wet environment.

The new oval tubing on some products increases strength without adding to the overall weight.

Our products range from Stainless Steel Mobile Commodes to Over Toilet Chairs and Light Weight Bath Transfer Benches with sliding seats. All the Freedom Healthcare products are tested for strength and stability. Our unique designs are suitable for domestic or institutional use.



SPLIT SEAT CHAIR OVER TOILET AID - SHOWER CHAIR - COMMODE

- The new seating provides full access to all the body parts of the patient.
- Absolutely no need for the user to stand off the chair to have their body parts washed.
- The design of this chair is protected by a patent.
- The frame is made from aluminium oval tubing.
- The chair offers features that are unique to Freedom Healthcare.
- For rental or domestic use.
- This chair is highly recommended because it is user friendly for the carer.
- Suitable for hospitals, nursing homes and other institutional use.
- Low maintenance.

Patented

HBA370



SEAT Patented



- the new seating does not require the patient to stand off the chair to wash their body parts.
- The front and the rear of the seat has an open access cut out.
- it allows the carer to clean the body parts of the patient from the front and the rear.

Patented Feature

The patient does not need to stand up off the chair



Optional backrest

TSA370-L

overall height	backrest width
min86cm max101cm	45cm

HBA370

overall height	overall length	overall width	seat depth	seating width	seat height	armrest height	unit weight	weight capacity
min65cm max80cm	59.5cm	64.5cm	45cm	48cm	min44cm max59cm	21cm	6.3kg	160kg

Quality Assurance



1 YEAR WARRANTY
* conditions apply

OVER TOILET AID - ALUMINIUM

- Constructed from aluminium tubing.
- New "S" bend design provides maximum space for the patient to fit between the arm rests.
- Seat and the lid are made from a high density plastic to minimise flex.
- Offers a higher safe working load.
- Ultra light weight aluminium frame.
- Fitted with rubber suction tips.
- Painted up to 110 microns. That is 3x thicker than normal coating to prevent scratches.
- For rental or domestic use.
- Suitable for hospitals, nursing homes and other institutional use.
- Low maintenance

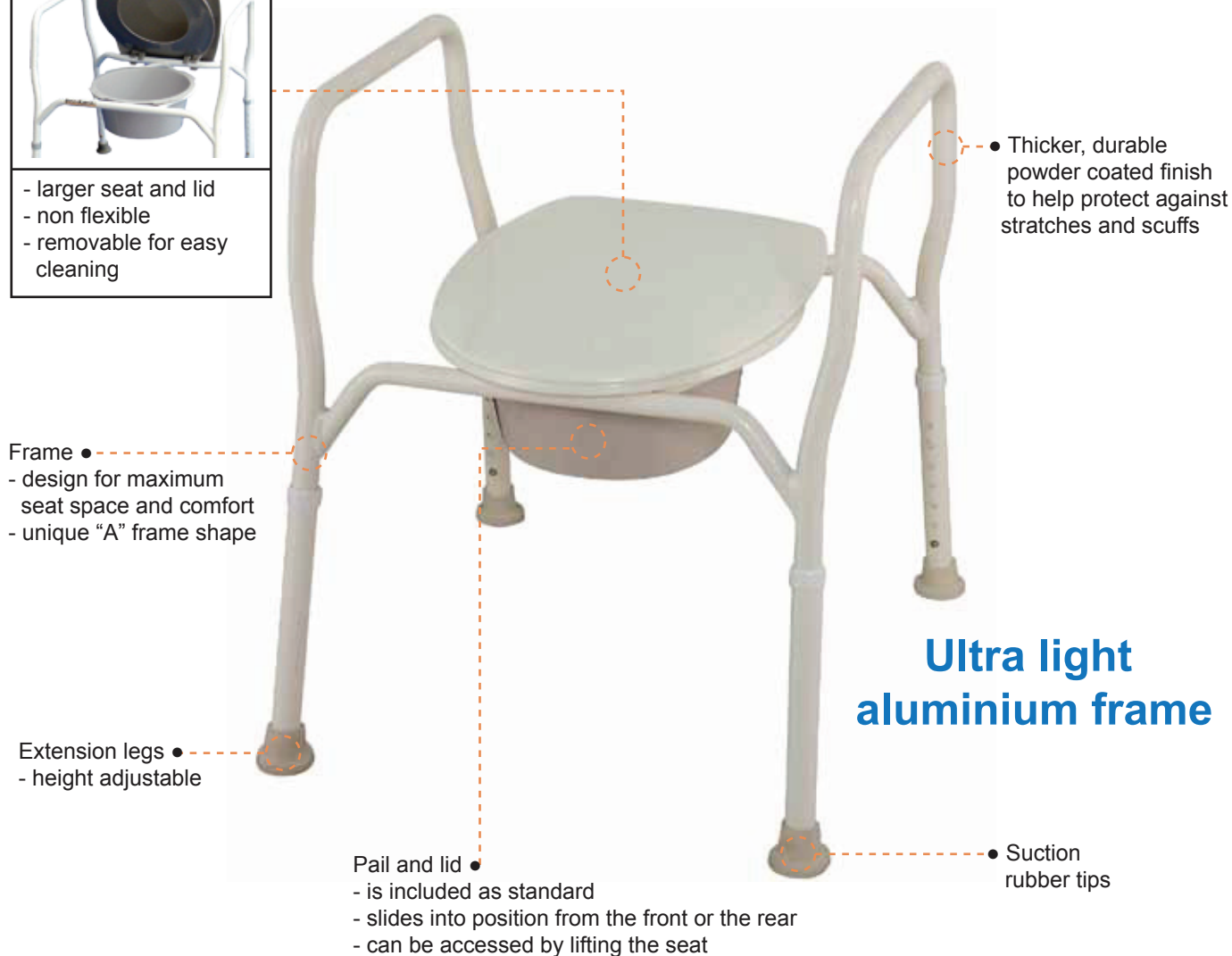
SEAT WITH LID



- larger seat and lid
- non flexible
- removable for easy cleaning

Registered design

HBA400



HBA400

overall height	overall length	overall width	seat depth	seating width	seat height	armrest height	unit weight	weight capacity
min65cm max80cm	61cm	58cm	43cm	50cm	min44cm max59cm	21cm	3.65kg	140kg



1 YEAR WARRANTY
* conditions apply

Quality Assurance



OVER TOILET AID - **Oval tube** - **ALUMINIUM**

- Constructed from aluminium oval tubing.
- New "S" bend side frame provides maximum space for the patient to fit between the arm rests.
- Seat and the lid is made from a high density plastic to minimise flex.
- Offers a safe working load of 200kg, Australian standard certified.
- Ultra light aluminium frame.
- Fitted with slip resistant suction tips.
- Ideal for rental or domestic use.
- Perfect for hospitals, nursing homes and other institutional use.
- Low maintenance.
- Heavy duty.

Registered design

HBA406

Oval tube frame construction




- Seat with lid** •
- larger seat and lid
 - non flexible
 - removable for easy cleaning

- Frame** •
- design for maximum seat space and comfort
 - unique "A" frame shape

- Suction** •
- rubber tips
 - slip resistant

- Pail and lid** •
- is included as standard
 - slides into position from the front or the rear
 - can be accessed by lifting the seat

Light weight
aluminium frame
heavy duty
200kg safe
working load



TSA370-K

- **Optional** Extension legs
 - Longer extension legs to accurately balance the transfer bench when a higher height is required
- Note: Extension legs increase height by 100mm












- Extension legs** •
- adjustment pins are spaced at 25mm increments on three extension legs and 12.5mm increments on the fourth extension leg for perfect balance
 - Oval shaped tubing prevents the inner and outer tube from misalignment.

EXTENSION LEG



HBA406

overall height	overall length	overall width	seat depth	seating width	seat height	armrest height	unit weight	weight capacity
 min65cm max80cm	 60.5cm	 61.5cm	 43cm	 46cm	 min44cm max59cm	 21cm	 3.8kg	 200kg

W
1 YEAR WARRANTY
* conditions apply

Quality Assurance
**Tested by
a NATA
accredited
laboratory**
**AS/NZS
3973 : 2009**

EASY LIFT - OVER TOILET AID - SHOWER CHAIR - ALUMINIUM

- Easy lift seat will self assist the patient into a standing position by pushing the armrest downwards. This will simultaneously raise the seat.
- Suitable for patients who have had hip replacement surgery or suffering from severe arthritis.
- Minimises strain on hips and knees.
- Constructed from light weight aluminium tubing.
- Ideal for rental or domestic use.
- Perfect for hospitals, nursing homes and other institutional use.

HBA409

Patented



New
PATIENT LIFT SEAT



When a user wishes to lift themselves off the chair, their natural reaction is to push down on the armrests. By pushing the armrest in a downward direction, The seat will raise simultaneously. Effectively placing the user in a standing position.

DIFFERENT ANGLE



HBA409

overall height	overall length	overall width	seat depth	seating width	seat height	armrest height	unit weight	weight capacity
min89cm max99cm	60cm	60cm	42cm	52cm	min54cm max64cm	21cm	6.7kg	110kg

W

1 YEAR WARRANTY
* conditions apply

Quality Assurance
Tested by
a NATA
accredited
laboratory
AS/NZS
3973 : 2009

BATH TRANSFER BENCH - HEAVY DUTY - ALUMINIUM

- This transfer bench has a safe working load of 200kg, Australian standards certified.
- Oval tubing provides a strong and robust frame.
- The backrest is adaptable to fit on either side of the bench.
- Sure grip suction tips are used to anchor the position, preventing it from slipping.
- Suitable for hospitals, nursing homes and other institutional use.
- Ideal for rental or domestic use.

Registered design

HBA424

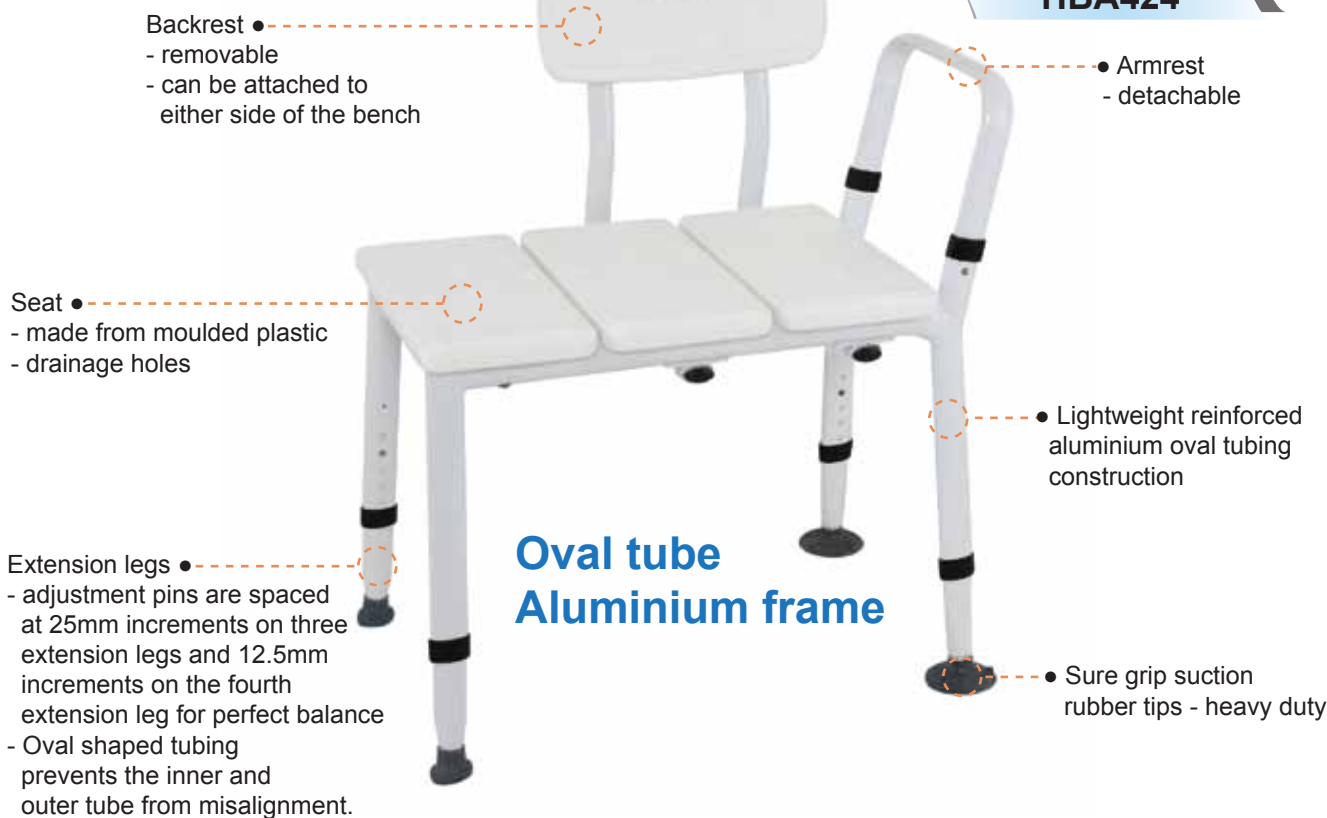


Illustration of the bench fitted in the bathtub

heavy duty
200kg safe
working load

Oval tube frame
construction



TSA370-K

- **Optional** Extension legs
- Longer extension legs to accurately balance the transfer bench when a higher height is required

W

1 YEAR WARRANTY
* conditions apply

Quality Assurance

Tested by
a NATA
accredited
laboratory

AS/NZS
3973 : 2009

HBA424

overall height	overall length	overall width	seat depth	seat width	tub clearance height	armrest height	unit weight	weight capacity
min82.5cm max97.5cm	52cm	78.5cm	41cm	68cm	min49cm max64cm	27.5cm	6kg	200kg

BATH TRANSFER BENCH

- ROTATABLE SEAT - ALUMINIUM

- Transfer bench is fitted with a seat which rotates a full 360deg.
- Seat slides from end to end.
- Entry onto the bench is easier with the rotating seat.
- The bench is designed to fit over most bathtubs.
- Anti corrosive light weight aluminium construction.
- Soft padded polyurethane seating.

HBA425

Backrest •
- soft padded

Backrest •
- foldable

Seat •
- slides from end to end
for easy patient transfer
into the bath tub
- rotating seat allows for
easier access from any
angle from outside the
bathtub.

The Seat slides from side to side

• Handles
- soft padded

• A safety belt
keeps the user
in place

• Lightweight
aluminium
construction

Suction rubber tips •
- slip resistant

Extension legs •
- height adjustable
- adjustment increments of
12.5mm on all extension
legs



360 degrees seat
rotation. Locks at 90° intervals

Illustration of the transfer bench fitted in the bathtub



HBA425

overall height	overall length	overall width	seat depth	seat width	tub clearance height	armrest height	unit weight	weight capacity
min93cm max103cm	51cm	80cm	37cm	43cm	min40cm max50cm	10cm	8.8kg	130kg

W
1 YEAR WARRANTY
* conditions apply

Quality Assurance
Tested by
a NATA
accredited
laboratory
AS/NZS
3973 : 2009

BATH TRANSFER BENCH - FULL LENGTH SEATING

- This bench enables the patient to utilise the full length of the seat.
- It is the only transfer bench that facilitates seating within the full width of the bathtub.
- Anti corrosive light weight aluminium construction.
- Oval tubing provides a strong and robust frame offering a 160kg safe working load.
- Suitable for hospitals, nursing homes and other institutional use.
- Ideal for rental or domestic use.

Registered design

HBA426



Illustration of the bench fitted in the bathtub

Light weight
aluminium frame
160kg safe
working load

Oval tube frame
construction

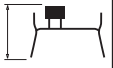

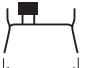


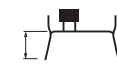


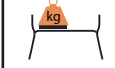


TSA370-K

- **Optional** Extension legs
- Longer extension legs to accurately balance the transfer bench when a higher height is required



HBA426

overall height	overall length	overall width	seat depth	seat width	tub clearance height	armrest height	unit weight	weight capacity
								
min82.5cm max97.5cm	52cm	78.5cm	41cm	68cm	min49cm max64cm	27.5cm	6.2kg	160kg



1 YEAR WARRANTY
* conditions apply

Quality Assurance

Tested by
a NATA
accredited
laboratory
AS/NZS
3973 : 2009

BEDSIDE COMMODE - LUXURY

- Heavy Duty, made to last.
- Designed to fit in with the decor of most homes.
- Modesty cover reduces the visibility of the pail.
- A buckle is fitted to hold modesty covers in place when seat is in the upright position.
- Covered with luxury padded upholstery.
- For use in hospitals, agecare centres and suitable for domestic patients.
- Ideal for rental.

Oval tube frame construction



- Frame •
- aluminium
 - heavy duty construction
 - anti corrosive properties

- Extension legs •
- height adjustable

- Suction •
- rubber tips

To fit or remove the pail, access is either from the front or the rear of the chair

Registered design

JBA500

- Backrest
- removable
 - soft padded

- Padded armrests

- Seat
- flip up
 - hinged
 - spill resistant upholstery

- Modesty cover

- Pail and lid included

- Seat
- flip up
 - hinged

JBA500-A - Burgundy

JBA500-B - Navy

JBA500-C - Rustic

- Seat •
- easily removable for cleaning
 - durable plastic construction

- Pail and lid •
- is included as standard
 - slides into position from the front or the rear
 - can be accessed by lifting the seat

JBA500

overall height	overall length	overall width	seat depth	seating width	seat height	armrest height	unit weight	weight capacity
min93.5cm max108.5cm	60cm	62cm	49cm	48.5cm	min50cm max65cm	17cm	10.1kg	160kg

W
1 YEAR WARRANTY
* conditions apply

Quality Assurance
Tested by a NATA accredited laboratory
AS/NZS 3973 : 2009

Patient Lifting Devices/Slings

Comfort, durability and quality is the bedrock of the Freedom bedroom appliances and their special features will enhance the lives of many of its users.

A patient can maintain independence in their own home knowing that the Freedom bedroom aids are designed with the user in mind.

Our range of bedroom aids feature everything from handy Over Bed Tables, to Bedside Commodes. Quality Lifting Hoists and a range of Bed Rails and Cradles.



PATIENT LIFTING HOIST

- Heavy duty steel frame construction.
- Handle bars designed for easy grip and manoeuvrability.
- Arm can be lowered manually in the event of power failure.
- For use in hospitals, agecare centres and suitable for domestic patients.
- Ideal for rental.
- Long life battery pack, 40 cycles per charge = approx. 2.15 hours.

IPA481



IPA481

overall height	overall length	overall width	battery life	battery charger	rear castor	front castor	unit weight	weight capacity
min 62cm max 194cm	97cm	min 60cm max 98cm	40 cycles 2.15 hrs	INPUT 240V 2AMP	7.6cm	7.6cm	35kg	150kg



1 YEAR WARRANTY
* conditions apply

Tested by a
NATA
accredited
laboratory
AS NZS
ISO
10535 : 2011

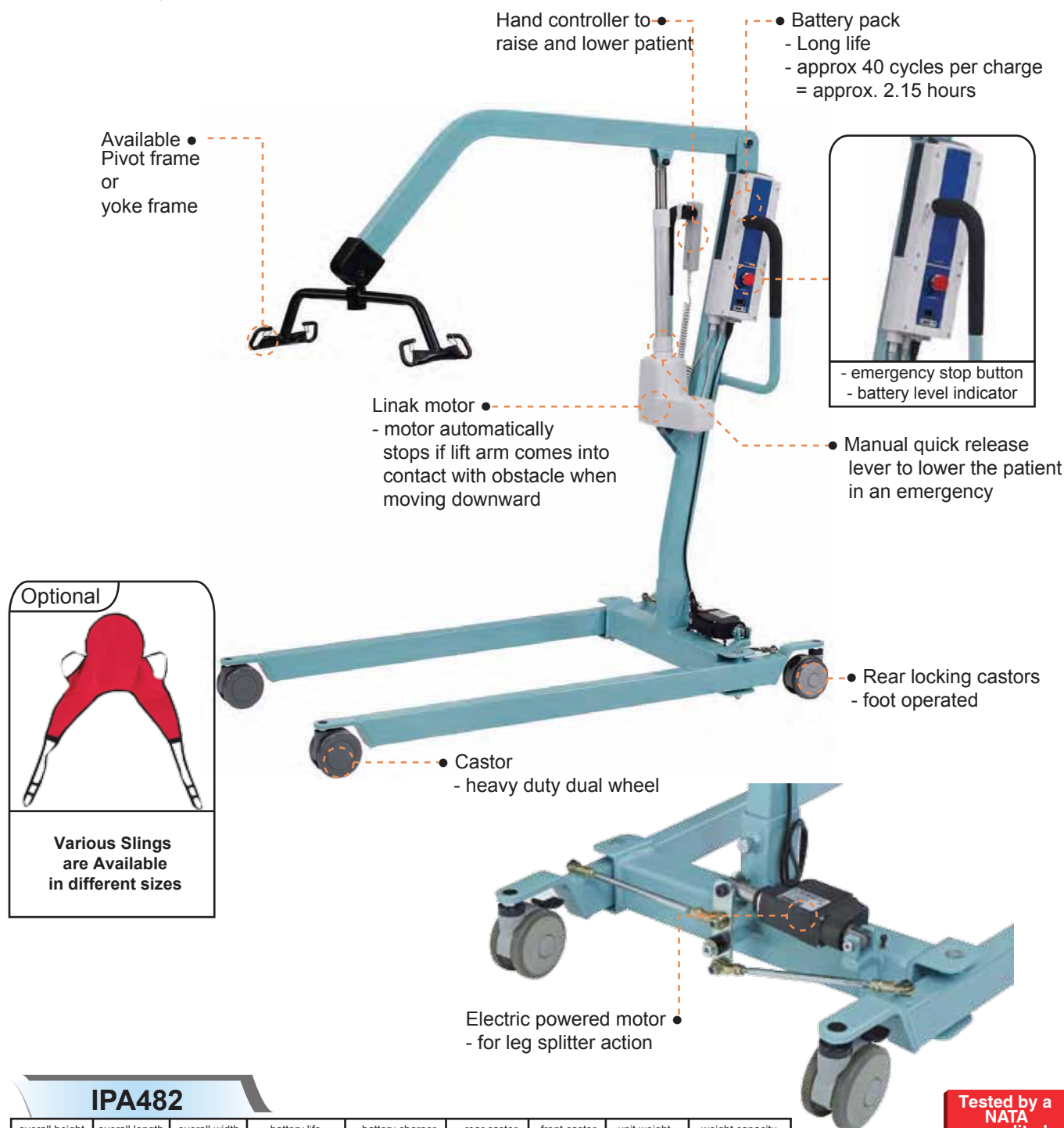
Quality Assurance

PATIENT LIFTING HOIST

- BARIATRIC

IPA482

- Heavy duty steel frame construction.
- The unit comes standard with many important features (see below).
- Base fitted with double wheel heavy duty castors.
- Lift arm can be lowered manually in the event of power failure.
- For use in hospitals, aged care centres and suitable for domestic patients.
- Ideal for rental.
- Designed for easy manoeuvrability and control.
- Long life battery pack, 40 cycles per charge = approx. 2.15 hours.
- Includes battery level indicator.



IPA482

overall height	overall length	overall width	battery life	battery charger	rear castor	front castor	unit weight	weight capacity
min 65cm max 205cm	142cm	min 63cm max 110cm	40 cycles 2.15 hrs	INPUT 240V 2AMP	10cm	10cm	49kg	210kg

W

1 YEAR WARRANTY
* conditions apply

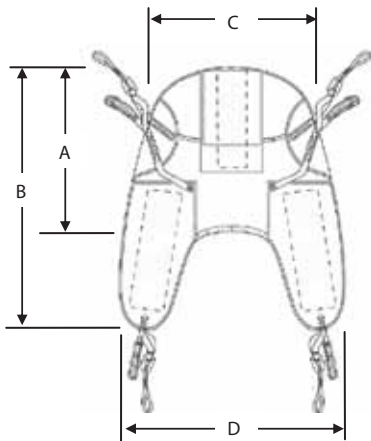
Tested by a
NATA
accredited
laboratory
AS NZS
ISO
10535 : 2011

Quality Assurance

SLINGS

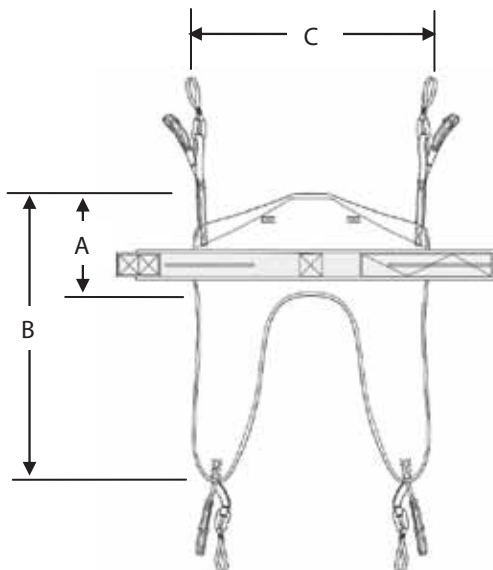
Available:
To fit cradle arm

RPH Keyhole Dex Sling –
full body sling with head support for tilt frame hoist
Safe Working Limit 220kg



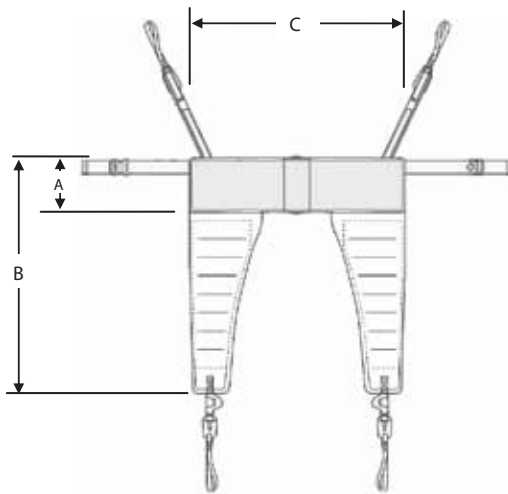
SIZE	PRODUCT CODE	DIMENSION			
	NYLON	A	B	C	D
EXTRA SMALL	771X	720mm	990mm	420mm	630mm
SMALL	771	720mm	1230mm	620mm	800mm
MEDIUM	773	900mm	1250mm	660mm	830mm
LARGE	770	900mm	1300mm	920mm	900mm
EXTRA LARGE	772	1050mm	1560mm	960mm	1140mm

RPH Keyhole Access Sling – padded toileting sling for tilt frame hoist
Safe Working Limit 220kg



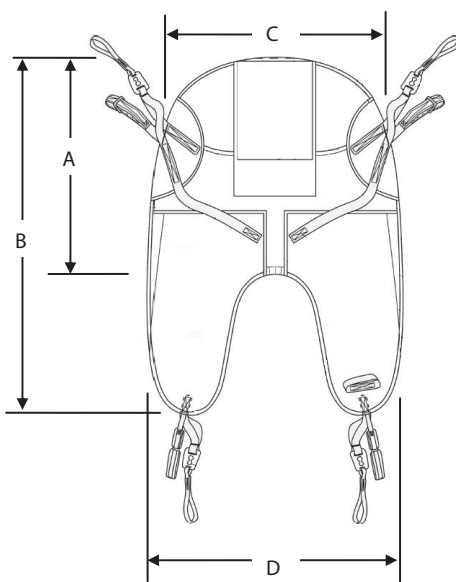
SIZE	PRODUCT CODE	DIMENSION		
	NYLON	A	B	C
ONE SIZE	792	340mm	1120mm	760mm

Bodex Sling – toileting sling for tilt frame hoist Safe Working Limit 220kg



SIZE	PRODUCT CODE	DIMENSION			
	NYLON	A	B	C	WAIST SIZE
EXTRA SMALL	783E	210mm	920mm	620mm	50cm – 93cm
SMALL	783	210mm	930mm	670mm	69cm – 95cm
LARGE	785	210mm	930mm	790mm	90cm – 140cm
EXTRA LARGE	785W	210mm	930mm	970mm	100cm – 150cm

RPH Keyhole Double Amputee Sling – toileting sling for tilt frame hoist Safe Working Limit 220kg



SIZE	PRODUCT CODE	DIMENSION			
	NYLON	A	B	C	D
EXTRA SMALL	ONE SIZE	900mm	1340mm	920mm	900mm

Pressure Redistribution Mattresses

Freedom Healthcare has a range of pressure relieving mattresses.

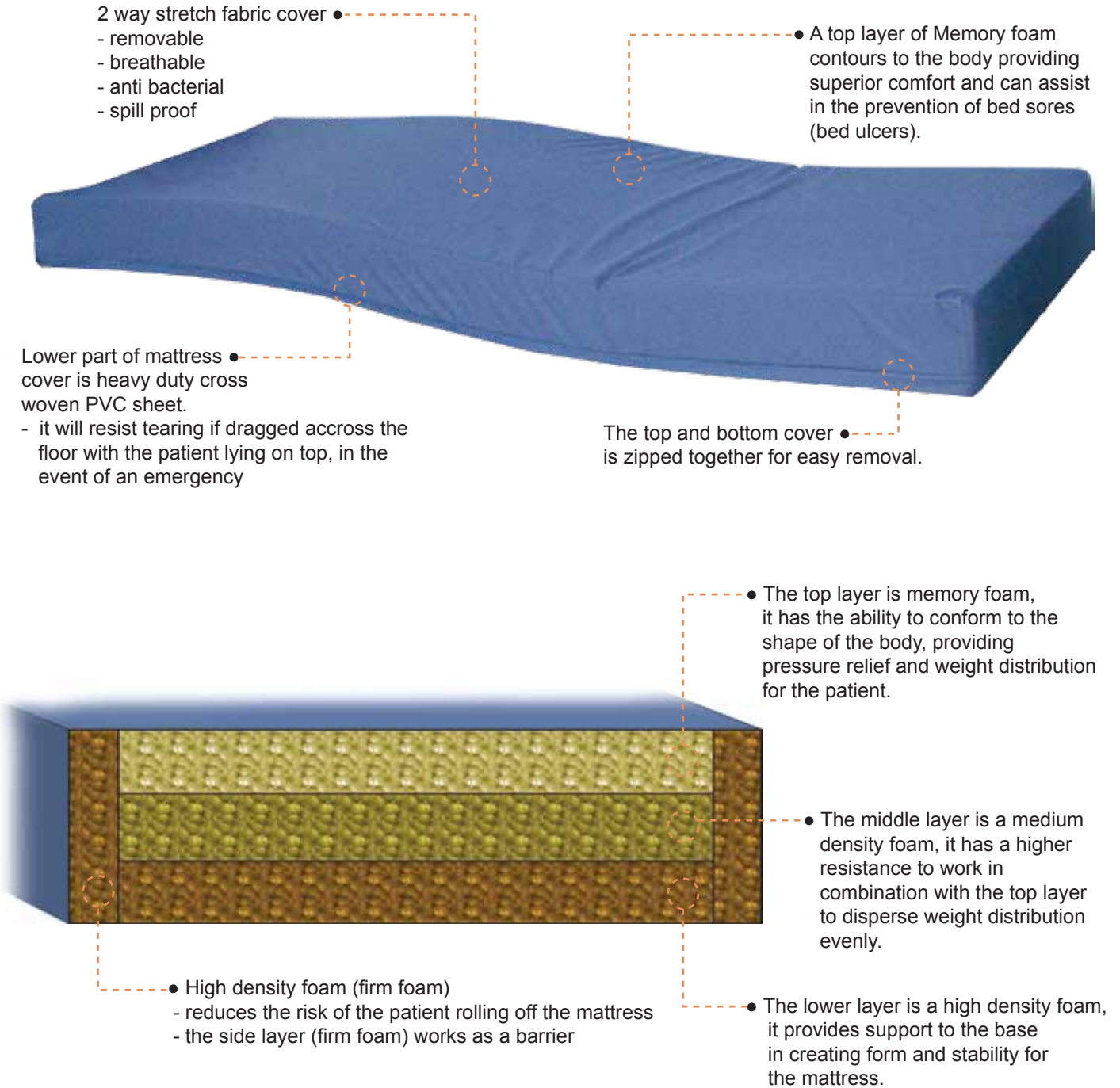
Providing even weight distribution for the relieve of pressure ulcers, skin tears and ulcers associated with prolonged sitting.



MATTRESS - HOSPITAL GRADE MEMORY FOAM

- Suitable for pressure weight distribution for low to medium risk patients.
- Designed to fit most multi function hospital type beds.
- Provides pressure care management and comfort for the user.
- Can assist with the prevention of bed sores (bed ulcers).
- Mattress will contour to the shape of the bed frame when the bed is adjusted into its different positions.

OBM587



OBM587

length	width	height	unit weight	weight capacity
			kg	
198cm	90cm	15.5cm	25kg	160kg



1 YEAR WARRANTY
* conditions apply

FREEDOM 5 - ALTERNATING AIR OVERLAY

- The **Freedom 5** Alternating Overlay is a highly effective addition to any standard single mattress providing both comfort and prevention of pressure areas and skin breakdowns.
- Featuring a compact, powerful yet almost silent control unit, the Freedom 5 can quickly support patient loads of up to 120kg whilst 1 cell in every 3 alternately releases pressure across the rest of the body.
- For care situations, where the original mattress is not removed, the Freedom 5 Overlay is the best choice to care for patients that are assessed at low to medium risk.

Industry Leading Features for Peace of Mind

OBM588



Operating Modes.

Dynamic Mode: Engages automatically after startup and provides alternating pressure release therapy to the patient every 7 minutes

Static Mode: When selected this inflates all cells to the selected comfort setting. Perfect for meals or transport of the bed. Automatically reverts back to Active Mode after 1 hour for patient safety

Care Mode: When selected this inflates all cells to maximum pressure for safe and supportive patient handling and transfers. Automatically reverts back to Active Mode after 20 minutes for patient safety

OBM588

length	width	height	unit weight	weight capacity
			kg	
200cm	90cm	12.5cm	14.5kg	120kg



An optional internal Hyper-Stretch Coverlet can easily be fitted under all Freedom top covers to ensure maximum patient comfort and insulation.



1 YEAR WARRANTY
* conditions apply

FREEDOM 8 - ALTERNATING AIR MATTRESS

- The **Freedom 8** Alternating Mattress represents the last word in both comfort and prevention of pressure areas and skin breakdowns.
- Featuring a compact, powerful yet almost silent control unit, the Freedom 8 can quickly support patient loads of up to 180kg whilst 1 cell in every 3 alternately releases pressure across the rest of the body.
- For care situations where only the very best prevention, support and therapy are required, the **Freedom 8** Mattress Replacement is the best choice for caring for patients assessed at medium to high risk.

Industry Leading Features for Peace of Mind

OBM589



Operating Modes.

Dynamic Mode: Engages automatically after startup and provides alternating pressure release therapy to the patient every 7 minutes

Static Mode: When selected this inflates all cells to the selected comfort setting. Perfect for meals or transport of the bed. Automatically reverts back to Active Mode after 1 hour for patient safety

Care Mode: When selected this inflates all cells to maximum pressure for safe and supportive patient handling and transfers. Automatically reverts back to Active Mode after 20 minutes for patient safety



An optional internal Hyper-Stretch Coverlet can easily be fitted under all Freedom top covers to ensure maximum patient comfort and insulation.

OBM589

length	width	height	unit weight	weight capacity
			kg	
200cm	90cm	20cm	16.5kg	180kg

W
1 YEAR WARRANTY
* conditions apply

Pressure Redistribution Cushions

The Freedom brand brings you a wide selection of cushions for various needs and uses. Ranging from cushions with massage functions to conforming memory foam pillows. Also included are pressure relieving air therapy and air/gel cushions. Supporting patients who require low to high risk management.

Providing even weight distribution for the relieve of pressure ulcers, skin tears and ulcers associated with prolonged sitting.



WHEELCHAIR CUSHION

- MEMORY AND AIR IMPRINT

- The cushion memorises your body imprint.
Release the air valve whilst sitting on the cushion
then lock the valve when the comfort level is achieved,
the cushion imprint remains
- Adjustable air valve for controllable comfort
- Breathable 3D mesh cover
- All round comfort with Visco-elastic memory
foam and air
- Non-slip bottom
- Waterproof
- Removable, washable cover



- 3D mesh cover •
- breathable
 - waterproof
 - non-slip bottom
 - removable, fully washable

PCP620-A - 40cm

PCP620-B - 45cm

PCP620-C - 50cm

	width	length	depth
PCP620-A	40cm	39cm	8cm
PCP620-B	45cm	39cm	8cm
PCP620-C	50cm	43cm	8cm

Locking air valve



GEL CUSHION - EZ FEEL

The EZ FEEL cushion made with high-quality polyurethane gel. The surface is solid, smooth and helps dissipate heat to provide excellent pressure distribution and comfort. The true gel material will not migrate, leak, evaporate, harden or dry out if the cushion is accidentally punctured. The material is highly resistant to bacteria and bodily fluids, and can be easily cleaned with warm soapy water or a disinfectant.

- Cover ●
- 2 way stretch polyester fabric
 - non-slip bottom material



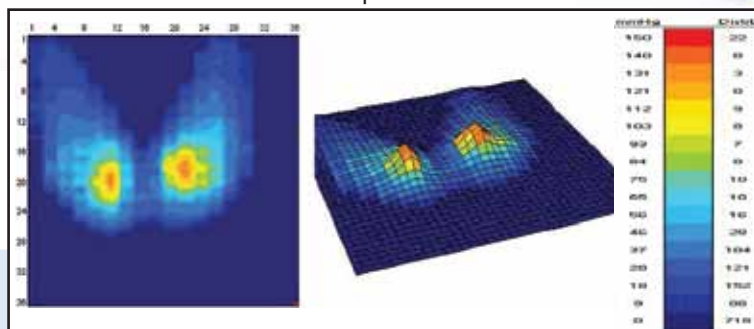
PCP624-A - 40cm

PCP624-B - 46cm

PCP624-C - 50cm

	width	depth	height
PCP624-A	40cm	40cm	1.6cm
PCP624-B	46cm	40cm	1.6cm
PCP624-C	50cm	46cm	1.6cm

Pressure map of cushion in use




GEL CUSHION - COMFY-LITE DELUXE 4"

The COMFY-LITE DELUXE 4 cushion features the embossed technology and is designed to provide long-term positioning support and excellent comfort, it is an ideal choice for individuals with a history of skin breakdown, or those who suffer from early to mid-stage pressure sores. The gel pad and contoured high-density polyurethane foam base provide excellent immersion stability, heat reduction and outstanding pressure distribution.



- Cover ●
- 2 way stretch polyester fabric
 - non-slip bottom material



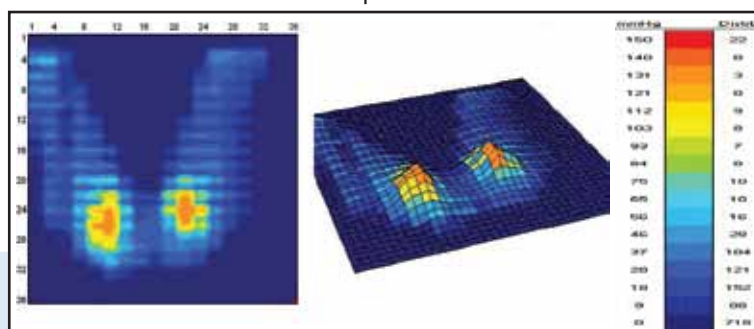
PCP625-A - 40cm

PCP625-B - 46cm

PCP625-C - 50cm

	width	depth	height
PCP625-A	40cm	40cm	10cm
PCP625-B	46cm	40cm	10cm
PCP625-C	50cm	46cm	10cm

Pressure map of cushion in use




AIR LITE DELUXE - EMBOSSED GEL + AIR (3 LAYERS)

The new Air lite deluxe cushion features a high-tech embossed Gel +Air (3 layers). Soft and flexible gel plus interconnected air rooms provide long term positioning support and excellent comfort. An ideal choice for individuals with a history of skin breakdown, or those who suffer from early to mid-stage pressure sores. The gel pad and contoured high-density polyurethane foam base provide excellent immersion stability, heat reduction and outstanding pressure distribution

- Embossed gel layer ●
- embossed gel covers the top
 - The true gel material will not migrate, leak, evaporate harden or dry out if the cushion is accidentally punctured

- Air layer (3 layers) ●
- 3 separate layers of air
 - each layer can be inflated separately



- Cover
- 2 way stretch polyester fabric
 - non-slip bottom material



Easy inflation handy pump


PCP627-A - 40cm

PCP627-B - 46cm

PCP627-C - 50cm

	width	depth	height
PCP627-A	40cm	40cm	10cm
PCP627-B	46cm	40cm	10cm
PCP627-C	50cm	46cm	10cm

Pressure map of cushion in use



AIR FLOTATION CUSHION

Ensures the stability of the patient and relieves the pressure at the pelvis through the use of dual air compartments which can be filled individually. Ideal for individuals who suffer from any stage of ischaemic ulcer, lopsided pelvis or are at high risk, or with a history of tissue breakdown. The high cells spread and redistribute the weight of the user more evenly across the cushion and facilitate blood supply to achieve maximum pressure relief during extended sitting periods.

Provides a high level of skin protection and stability, also promoting postural support.

- Suitable for people who are at medium to high risk of pressure ulcers.
- Advantage of PVC is to keep steady pressure in the cushion and maintain soft cells in all environments
- The points are immersed fully in the cushion giving an even pressure distribution and prevention of pressure ulcers
- Separate air cells promote airflow between adjacent cells, keeping the skin dry
- Light weight, portable and easy to clean

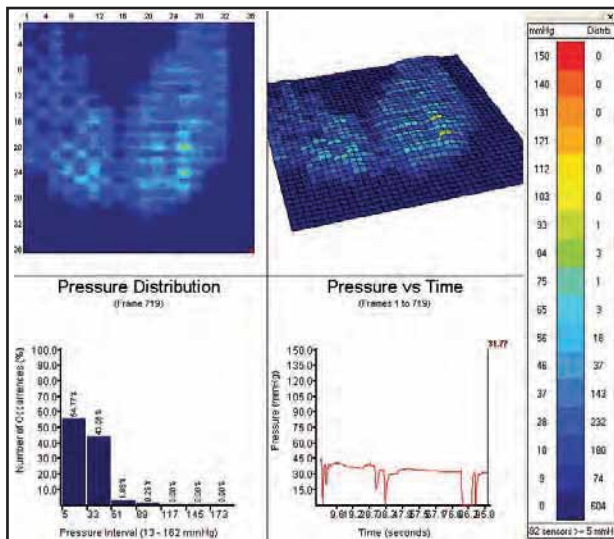
10cm Air Float Cushion



6cm Air Float Cushion



Zippered removable fully washable cover included



Pump included



Repair kit included

PCP630 - Two valve 6cm height

	width	depth	height
Product numbers			
PCP630-D	40cm	40cm	6cm
PCP630-E	45cm	40cm	6cm
PCP630-F	50cm	45cm	6cm

PCP631 - Two valve 10cm height

	width	depth	height
Product numbers			
PCP631-D	40cm	40cm	10cm
PCP631-E	45cm	40cm	10cm
PCP631-F	50cm	45cm	10cm

AIR FLOTATION CUSHION - STREAM LITE

Ensures the stability of the patient and relieves the pressure at the pelvis through the use of dual air compartments which can be filled individually. Ideal for individuals who suffer from any stage of ischaemic ulcer, lopsided pelvis or are at high risk, or with a history of tissue breakdown. The high cells spread and redistribute the weight of the user more evenly across the cushion and facilitate blood supply to achieve maximum pressure relief during extended sitting periods.

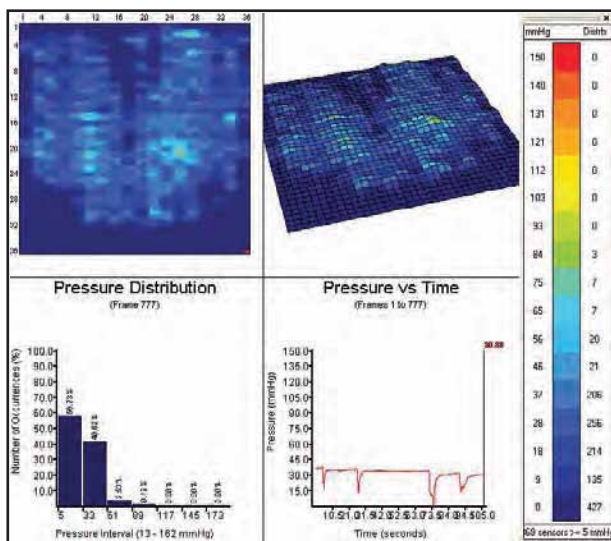
Provides a high level of skin protection and stability, offers greater position support.

- Suitable for people who are at medium to high risk of pressure ulcers.
- Advantage of PVC is to keep steady pressure in the cushion and maintain soft cells in all environments
- The points are immersed fully in the cushion giving an even pressure distribution and prevention of pressure ulcers
- Separate air cells promote airflow between adjacent cells, keeping the skin dry
- Light weight, portable and easy to clean

Stream Lite



Stream Lite Deluxe



Zippered, removable fully washable cover included



PCP633 - Stream Lite Deluxe 2 valve

Product numbers

	width	depth	height
PCP633-D	40cm	40cm	10cm
PCP633-E	45cm	40cm	10cm
PCP633-F	50cm	45cm	10cm

Pump included



Repair kit included



AIR FLOTATION CUSHION - ALTERNATING AIR

Ensures the stability of the patient and relieves the pressure at the pelvis through the use of dual air compartments which can be filled individually. Ideal for individuals who suffer from any stage of ischaemic ulcer, lopsided pelvis or are at high risk, or with a history of tissue breakdown. The high cells spread and redistribute the weight of the user more evenly across the cushion and facilitate blood supply to achieve maximum pressure relief during extended sitting periods.

Provides a high level of skin protection and stability. The alternating air change within the cushion cells provides greater weight distribution.



Alternating air pressure pump

- Power supply: AC220 ~ 240v. 50/60Hz
- Air volume: 2 litre ~ 8 litre/min
- Pressure range: 30mmHg ~ 150mmHg
- Dimension: 15x19x19.5cm
- Cycle: 10min

- Suitable for people who are at medium to high risk of pressure ulcers.
- Advantage of PVC is to keep steady pressure in the cushion and maintain soft cells in all environments
- The points are immersed fully in the cushion giving an even pressure distribution and prevention of pressure ulcers
- Separate air cells promote airflow between adjacent cells, keeping the skin dry
- Light weight, portable and easy to clean



Zippered removable fully washable cover included



PCP634 - 6cm height

	width	depth	height
Product numbers			
PCP634-A	40cm	40cm	6cm
PCP634-B	45cm	40cm	6cm
PCP634-C	50cm	45cm	6cm

PCP635 - 10cm height

	width	depth	height
Product numbers			
PCP635-A	40cm	40cm	10cm
PCP635-B	45cm	40cm	10cm
PCP635-C	50cm	45cm	10cm



Repair kit included

MASS SOA TRIAL REQUEST FORM

Please fill in all relevant sections of this form for the trial or supply of MASS SOA equipment. Forward to any of the contact details above.

MASS PURCHASE ORDER NO. (if available).....

Date:	Delivery Date:	Delivery time:	Details of Prescriber Name: Location: Phone: Fax: Email:
Details of Preferred Agent (if required) Name: City/Town:			
Details of Client Name: Address: Phone: Fax: Email:			Notes:
Deliver to: Agent <input type="checkbox"/> Prescriber <input type="checkbox"/> Client/Patient <input type="checkbox"/> Other <input type="checkbox"/> Give details.....			

PRODUCT LIST. (Please tick appropriate box)

Item #	Item Description	Safe Working Load	For Trial	Serial Number
AWC117	Excel G3 Wheelchair Heavy Duty-Steel - 51cm seat	130kg		
AWC118	Excel G3 Wheelchair Heavy Duty-Steel - 46cm seat	130kg		
AWC138	Excel G4 Wheelchair Aluminium - 51cm seat	136kg		
AWC139	Excel G4 Wheelchair Aluminium - 46cm seat	136kg		
AWC144	Excel G5 Prescription Wheelchair Aluminium - 51cm seat	140kg		
AWC145	Excel G5 Prescription Wheelchair Aluminium - 46cm seat	140kg		
AWC146	Excel G5 Prescription Wheelchair Aluminium - 40cm seat	140kg		
AWC147	Excel Paediatric Wheelchair Aluminium - 35cm seat	100kg		
AWC148	Excel Paediatric Wheelchair Aluminium - 30cm seat	100kg		
RBE777	Excel X3 Wheelchair Heavy Duty Extra Wide-Steel - 56cm seat	250kg		
RBE778	Excel X3 Wheelchair Heavy Duty Extra Wide-Steel - 61cm seat	250kg		

FOR OFFICE USE ONLY

DATE DELIVERED:	SIGNATURE:
DATE SENT:	SIGNATURE:
DATE COLECTED:	SIGNATURE:
TIME TO COLLECT:	COMMENTS:

MASS SOA TRIAL REQUEST FORM

Please fill in all relevant sections of this form for the trial or supply of MASS SOA equipment. Forward to any of the contact details above.

MASS PURCHASE ORDER NO. (if available).....

Date:	Delivery Date:	Delivery time:	Details of Prescriber Name: Location: Phone: Fax: Email:
Details of Preferred Agent (if required) Name: City/Town:			
Details of Client Name: Address: Phone: Fax: Email:			Notes:
Deliver to: Agent <input type="checkbox"/> Prescriber <input type="checkbox"/> Client/Patient <input type="checkbox"/> Other <input type="checkbox"/> Give details.....			

PRODUCT LIST. (Please tick appropriate box)

Item #	Item Description	Size	Safe Working Load	For Trial	Serial Number
BRO200	Mobylex Rollator		130kg		
BRO201	Quad Walker-Multi Adjust Seat, 6 inch wheel		130kg		
BRO201-Z	Quad Walker-Multi Adjust Seat, 8 inch wheel		130kg		
BRO202	Quad Walker-Modula-Basic		130kg		
BRO202-X,Y,Z	Quad Walker-Modula-Deluxe	X <input type="checkbox"/> Y <input type="checkbox"/> Z <input type="checkbox"/>	140kg		
BRO204-X,Y,Z	Quad Walker-Genesis 3	X <input type="checkbox"/> Y <input type="checkbox"/> Z <input type="checkbox"/>	200kg		
BRO209	Quad Walker-Genesis 3-Extra Wide Heavy Duty		200kg		
BRO210	Quad Walker-Heavy Duty-Steel		130kg		
BRO213	Forearm Walker-Steel		130kg		

FOR OFFICE USE ONLY

DATE DELIVERED:	SIGNATURE:
DATE SENT:	SIGNATURE:
DATE COLECTED:	SIGNATURE:
TIME TO COLLECT:	COMMENTS:

MASS SOA TRIAL REQUEST FORM

Please fill in all relevant sections of this form for the trial or supply of MASS SOA equipment. Forward to any of the contact details above.

MASS PURCHASE ORDER NO. (if available).....

Date:	Delivery Date:	Delivery time:	Details of Prescriber Name: Location: Phone: Fax: Email:
Details of Preferred Agent (if required) Name: City/Town:			
Details of Client Name: Address: Phone: Fax: Email:			Notes:
Deliver to: Agent <input type="checkbox"/> Prescriber <input type="checkbox"/> Client/Patient <input type="checkbox"/> Other <input type="checkbox"/> Give details.....			

PRODUCT LIST. (Please tick appropriate box)

Item #	Item Description	Safe Working Load	For Trial	Serial Number
HBA350	Mobile Shower chair/ commode - S/Steel	200kg		
HBA353	Self propelled mobile shower chair/commode- S /Steel	200kg		
HBA355	Split seat-mobile show chair/commode - S/Steel	200kg		

FOR OFFICE USE ONLY

DATE DELIVERED:	SIGNATURE:
DATE SENT:	SIGNATURE:
DATE COLECTED:	SIGNATURE:
TIME TO COLLECT:	COMMENTS:

MASS SOA TRIAL REQUEST FORM

Please fill in all relevant sections of this form for the trial or supply of MASS SOA equipment. Forward to any of the contact details above.

MASS PURCHASE ORDER NO. (if available).....

Date:	Delivery Date:	Delivery time:	Details of Prescriber Name: Location: Phone: Fax: Email:
Details of Preferred Agent (if required) Name: City/Town:			
Details of Client Name: Address: Phone: Fax: Email:			Notes:
Deliver to: Agent <input type="checkbox"/> Prescriber <input type="checkbox"/> Client/Patient <input type="checkbox"/> Other <input type="checkbox"/> Give details.....			

PRODUCT LIST. (Please tick appropriate box)

Item #	Item Description	Safe Working Load	For Trial	Serial Number
HBA370	Split seat over toilet aid- Shower chair commode- Aluminium	160kg	<input type="checkbox"/>	
HBA400	Over Toilet Aid - Aluminium	140kg	<input type="checkbox"/>	
HBA406	Over Toilet Aid - Aluminium - Oval Tube	200kg	<input type="checkbox"/>	
HBA409	Easy lift over toilet shower chair- Commode- Aluminium	110kg	<input type="checkbox"/>	
HBA424	Bath transfer bench- Heavy Duty- Aluminium	200kg	<input type="checkbox"/>	
HBA425	Bath transfer bench- Rotatable seat- Aluminium	200kg	<input type="checkbox"/>	
HBA426	Bath transfer bench- Full length seating- Aluminium	160kg	<input type="checkbox"/>	
JBA500	Bedside commode- Oval tubing- Aluminium	160kg	<input type="checkbox"/>	

FOR OFFICE USE ONLY

DATE DELIVERED:	SIGNATURE:
DATE SENT:	SIGNATURE:
DATE COLECTED:	SIGNATURE:
TIME TO COLLECT:	COMMENTS:

Product Warranty Terms & Conditions

Section 1 - Warranty of Wheelchairs

2 Years.

The frame of the wheelchair shall be covered by a 2 year conditional warranty against faults or breakages attributable to faulty manufacture.

Definition of the Frame: The frame is the main structure of the wheelchair onto which the various components are fitted to complete the chair. This includes the cross brace and seat base, but not those components, such as the seat that are fitted to it.

The frame does not include any removable part of the wheelchair, including those components that require tools for removal. This includes, but is not limited to the entire backrest assembly (including upright canes), Footrests, Armrests, Wheels and Castors, Brakes, Brackets, Upholstery and other Optional Accessories.

1Year

The various accessories that are fitted to the frame including, but not limited to the entire Backrest Assembly (including upright canes), Footrests, Armrests, Brackets, Upholstery and other Optional Accessories are covered by a 1 year conditional warranty against faults or breakages attributable to faulty manufacture.

Conditions:

The above mentioned warranties are for faults or breakages caused during normal domestic use attributable to only faulty manufacture. This excludes and defect or injury caused by or resulting from corrosion, misuse, abuse, neglect, accidental damage, improper assembly, improper voltages, vermin infestation, or any alteration that effects the reliability of the product.

Items affected by normal wear and tear are not covered by warranty.

This includes, but is not limited to wear on tyres, wheels and bearings, seat and backrest upholstery, armrest pads, push handle grips and brake shoes

Any alteration that is required to the wheelchair to enhance its function as a request by a qualified Medical Practitioner will require a written endorsement from a Freedom Healthcare engineer. Any alteration carried out without written endorsement will void the warranty. The length of the warranty period may be adjusted at the discretion of Freedom Healthcare, depending on the type of alteration carried out.

Products will only be replaced under warranty if the fault cannot be repaired. Faulty components that cannot be repaired will not warrant the replacement of the entire product, but will be limited to the replacement of the faulty component only.

Product Warranty Terms & Conditions

Section 2 - Warranty of Wheeled Walking Aids

2 Years.

Wheeled walking aids and all optional accessories available therewith shall be covered by a 2 year conditional warranty against faults or breakages attributable to faulty manufacture.

Conditions:

The above mentioned warranties are for faults or breakages caused during normal domestic use attributable to only faulty manufacture. This excludes and defect or injury caused by or resulting from corrosion, misuse, abuse, neglect, accidental damage, improper assembly, improper voltages, vermin infestation, or any alteration that effects the reliability of the product.

Breakages and Injuries caused as a result of an attendant pushing an occupant on a wheeled walking aid (similarly to a wheelchair) is extremely dangerous and will not be covered by warranty.

Items affected by normal wear and tear are not covered by warranty.

This includes, but is not limited to wear on tyres, wheels and bearings, seat and backrest upholstery, hand grips, brake cables and brake shoes

Section 3 - Warranty of Static Commodes/3 in 1 Commodes/Mobile Commodes/Bath Transfer Benches.

Lifetime Corrosion warranty.

Conditions:

This warranty is for normal domestic use only and excludes any defect or injury caused by or resulting from misuse, abuse, neglect, accidental damage, improper voltages, vermin infestation, or any other alteration that affects the reliability or performance of the unit, not attributable to faulty manufacture, parts or labour.

Corrosion due to urine staining, removal of the exterior finish or zinc plating, exposure to salt water (beach or salt water swimming pools) or negligent care will not be honoured by the warranty.

2 Years on Frame.

All Bathroom/Toilet Aids available therewith shall be covered by a 2 year conditional warranty against faults or breakages attributable to faulty manufacture.

Conditions:

The above mentioned warranties are for faults or breakages caused during normal domestic use attributable to only faulty manufacture. This excludes and defect or injury caused by or resulting from corrosion, misuse, abuse, neglect, accidental damage, improper assembly, improper voltages, vermin infestation, or any alteration that effects the reliability of the product.

Items affected by normal wear and tear are not covered by warranty.

This includes, but is not limited to wear on tyres, wheels and bearings, seat and backrest upholstery, hand grips, brake cables and brake shoes.

Product Warranty Terms & Conditions

Section 4 -

Power Wheelchair

Patient Lifting Devices

Pressure Mattress

Pressure Cushions

WHAT THIS WARRANTY COVERS:

Freedom Healthcare offers you a warranty that the enclosed Product and its accessories will be free from defect in material and workmanship according to the following term and conditions:

- The warranty for the Product is for 12 months from the date of original purchase of the product.
- The warranty extends only to the original consumer purchaser of the product ("Customer") and is not transferable to any subsequent customer.
- During the warranty period, any defective FHC Product or part will be repaired or replaced by FHC or its authorized service centre, at FHC's option, with new or
- Factory rebuilt replacement items. FHC or the authorised service centre will return the Product to the customer in working condition. No charge will be incurred by the customer on parts, labour or freight.
- The benefits of this warranty are in addition to all applicable statutory rights.

WHAT THIS WARRANTY DOES NOT COVER

- Defects or damage resulting from use of the Product other than its normal and customary manner.
- Defects or damage from: abnormal use, abnormal conditions, unauthorised modifications, unauthorised repairs, misuse, neglect, abuse, accident, alteration or other faults which are not the fault of FHC.
- All plastic surfaces and all other externally exposed parts that are scratched or damaged due to normal use.
- Products used or obtained in a rental program.
- Products operated outside published maximum ratings.
- Wearable parts and consumables such as: wheels, brake shoes, seating, hand grips, levers, brake cables and any padded parts of the product.
- Damage resulting from handling in and out vehicles or transportation.

Notes



Freedom Health Care

88 Parramatta Road Underwood
Queensland, 4119, Australia

Phone: +61 7 3209 1744

Fax: +61 7 3299 4087

Email: mass@freedomhc.net

For all your agent information, please visit:

www.freedomhc.com.au